

From Eh to Zee:

Comparing Canadian and American
opinions of countries and leaders
around the world

July 2024

pollara
strategic insights

Methodology

- This report refers to the results of 2 recent surveys among:
 - Canadians: An online survey amongst a randomly-selected, reliable sample of N=2,610 adult Canadians, conducted June 21–26, 2024. As a guideline, a probability sample of this size carries a margin of error of $\pm 3.5\%$, 19 times out of 20. The margin of error is larger for sub-segments. The dataset has been weighted using the most current gender, age, & region Census statistics, to ensure the sample reflects the actual population of adult Canadians.
 - Americans: An online survey amongst a randomly-selected, reliable sample of N=1,500 adult Americans conducted from June 24–25, 2024. As a guideline, a probability sample of this size carries a margin of error of $\pm 2.5\%$, 19 times out of 20. The margin of error is larger for sub-segments. The dataset has been weighted using the most current gender, age, education, race, region, and party registration statistics according to the US Census and voter file data.



Canadian Views on Leading Countries

pollara
strategic insights

Key Findings: Countries

- Clear majorities of Canadians have positive impressions of most countries tested, including Great Britain, Japan, Germany, France, Ukraine, and South Korea.
- About half have positive impressions of the United States (53%) and Mexico (45%), but 40% also hold negative impressions of our two partners in NAFTA.
- Majorities of Canadians hold negative impressions of Russia, China, Israel, and India - with only 11% to 28% holding positive impressions.
- Amongst party supporters, Conservative voters are notably less positive about Ukraine, France, and Germany than Liberal and NDP voters. Supporters of the NDP are the only voter cohort that hold net negative impressions of the United States. While both Liberal and NDP voters hold net negative impressions of Israel, Conservative voters are split.





American Views on Leading Countries

pollara
strategic insights

Key Findings: Countries

- Clear majorities of Americans have positive impressions of Canada, Great Britain, France, Japan, and Germany.
- Slim pluralities hold positive impressions of Ukraine, Israel, and India - with Americans split over their views of Mexico.
- Meanwhile, Americans are overwhelmingly negative on Russia and China.
- Amongst party supporters, Democrat voters feel significantly more positive towards Mexico, China, India, Ukraine, Canada and France than their Republican counterparts.
- Democrats (-6 rating) and Republicans (+38 rating) are strongly divided about how they feel towards Israel.





Comparing Canadian and American Views on Leading Countries

pollara
strategic insights

Key Findings: Countries

- Comparing the results amongst Canadians and Americans reveals that residents of both countries hold Great Britain, Japan, Germany, France, and South Korea in similarly high esteem. And both countries are similarly divided on Mexico.
- Notably, Canada is viewed far better by Americans than vice versa. Three-quarters (75%) of our southern neighbours view Canada positively - just 12% hold a negative view. Comparatively, half of Canadians (53%) view America positively, and 40% hold overall negative views.
- Moreover, Canada is the most positively-viewed country amongst Americans, whereas Canadians are more positively oriented towards six other countries (Great Britain, Japan, Germany, France, Ukraine, and South Korea) than America.
- Canadians have a notably more positive view of Ukraine than Americans. Conversely, a slim plurality of Americans have positive views of Israel and India, while Canadians are clearly negative on both at the moment.
- Both Canadians and Americans hold clearly negative orientations towards both Russia and China.



Key Findings: World Leaders

- Overall, Canadians report significantly higher awareness and familiarity with all world leaders than Americans.
- Looking at these two neighbours, almost all Canadians are aware of Joe Biden (96%) and Donald Trump (97%), and nine-in-ten say they are familiar with them (91% and 89%, respectively).
- Comparatively, 73% of Americans are aware of Justin Trudeau, and half (55%) report familiarity - which is far higher than recorded for previous Canadian PM Stephen Harper (48% aware; 18% familiar) after a similar number of years in power as Trudeau (2013).
- In the United States, Trudeau is the second best known world leader, with Russian leader Vladimir Putin the most well known (88% aware; 77% familiar). In Canada, Putin is the most well-known world leader (92% aware; 81% familiar) after Trump and Biden.
- In both countries, new UK Prime Minister Keir Starmer is the least well known.



Canadian Views on World Leaders

pollara
strategic insights

Key Findings: World Leaders



7

- Amongst Canadians familiar with each world leader, Ukrainian leader Volodymyr Zelenskyy is the most highly regarded (73% positive), followed by the positively-viewed leaders of Japan, Mexico, Germany, France, and South Korea.
- Majorities of Canadians hold negative impressions of Putin, Chinese leader Xi Jinping, Israeli leader Benjamin Netanyahu, and Indian leader Narendra Modi.
- They also hold notably different views of Trump (75% negative) and Biden (57% positive).
- Six-in-ten (58%) Canadians hold a negative impression of their own Prime Minister, Justin Trudeau – who enjoys an opposite impression amongst Americans (62% positive) familiar with him.
- Amongst party supporters, Conservative voters are more likely to hold less positive or more negative views of all world leaders, except for Marine Le Pen and Donald Trump.

pollara
strategic insights

American Views on World Leaders

pollara
strategic insights

Key Findings: World Leaders



8

- Amongst Americans familiar with each world leader, between half to six-in-ten hold positive impressions of the leaders of Japan, Mexico, Ukraine, France, Canada, Great Britain, South Korea, Israel, Germany, and India.
- Large majorities hold negative impressions of Putin (81%) and Jinping (71%).
- The country is split in their views on Biden and Trump.
- Amongst party supporters, GOP voters are more likely to hold less positive or more negative views of all world leaders, except for Starmer (equally positive as Dems), Netanyahu (+57 net impression vs. -29 amongst Dems), Marine Le Pen (+29 vs. +1), Modi (+19 vs. +5), and Putin (equally negative as Dems).
- Notably, Democrats hold a highly positive net impression (+73) of Trudeau, whereas Republicans post a -6 net impression of the Canadian leader. These voter cohorts also hold opposite views of Netanyahu (-29 amongst Dems vs. +57 amongst GOP) and German leader Olaf Scholz (+33 vs. -6).

pollara
strategic insights



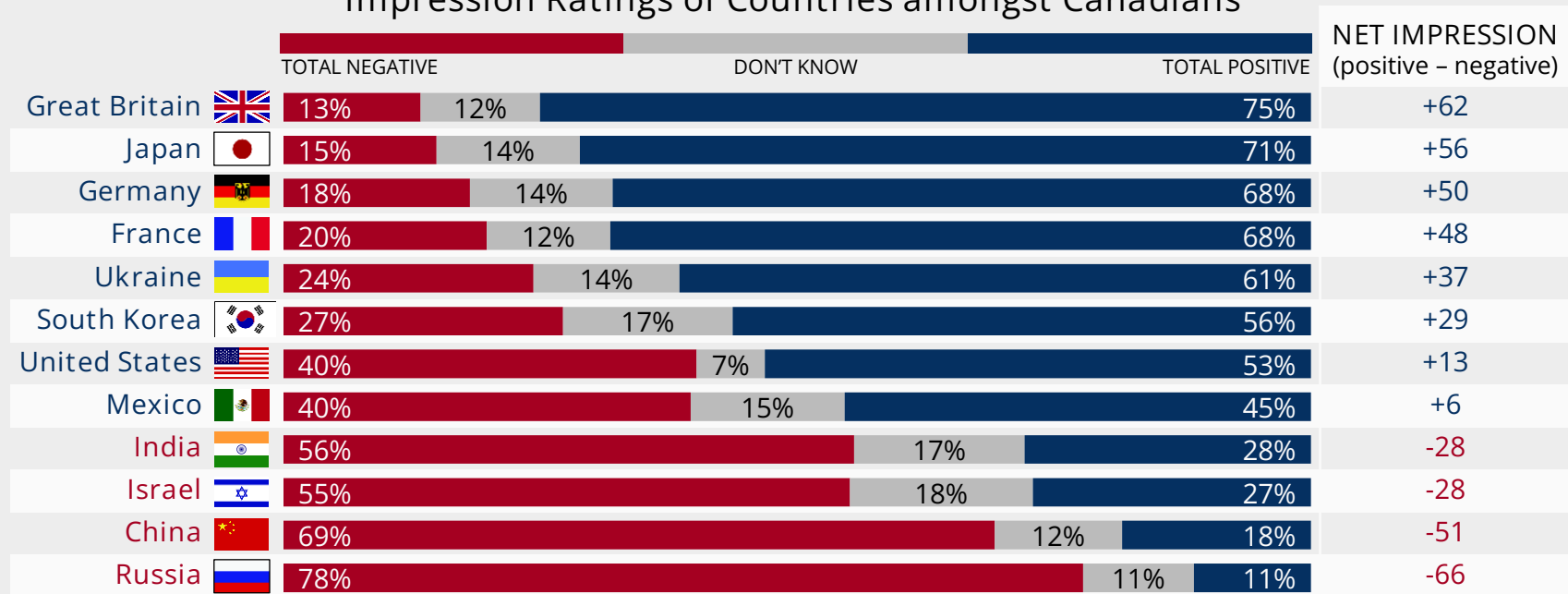
Canadian & American Impressions of Leading Countries

Impression ratings of countries amongst Canadians



10

Impression Ratings of Countries amongst Canadians















IP1. What is your overall impression of the following countries?
Base: Total Sample, Canadians (N=2,610)

Net impression ratings of countries amongst Canadians by current federal vote intent



11

Net Impression Ratings of Countries amongst Canadians x Party Supporters

	ALL CANADIANS	Liberal	Conservative	NDP
Great Britain 	+62	+70	+68	+64
Japan 	+56	+58	+59	+56
Germany 	+50	+60	+47	+56
France 	+48	+64	+42	+52
Ukraine 	+37	+56	+22	+52
South Korea 	+29	+40	+28	+24
United States 	+13	+24	+32	-20
Mexico 	+6	+14	+3	+3
India 	-28	-24	-29	-21
Israel 	-28	-33	+1	-58
China 	-51	-45	-55	-59
Russia 	-66	-71	-65	-79



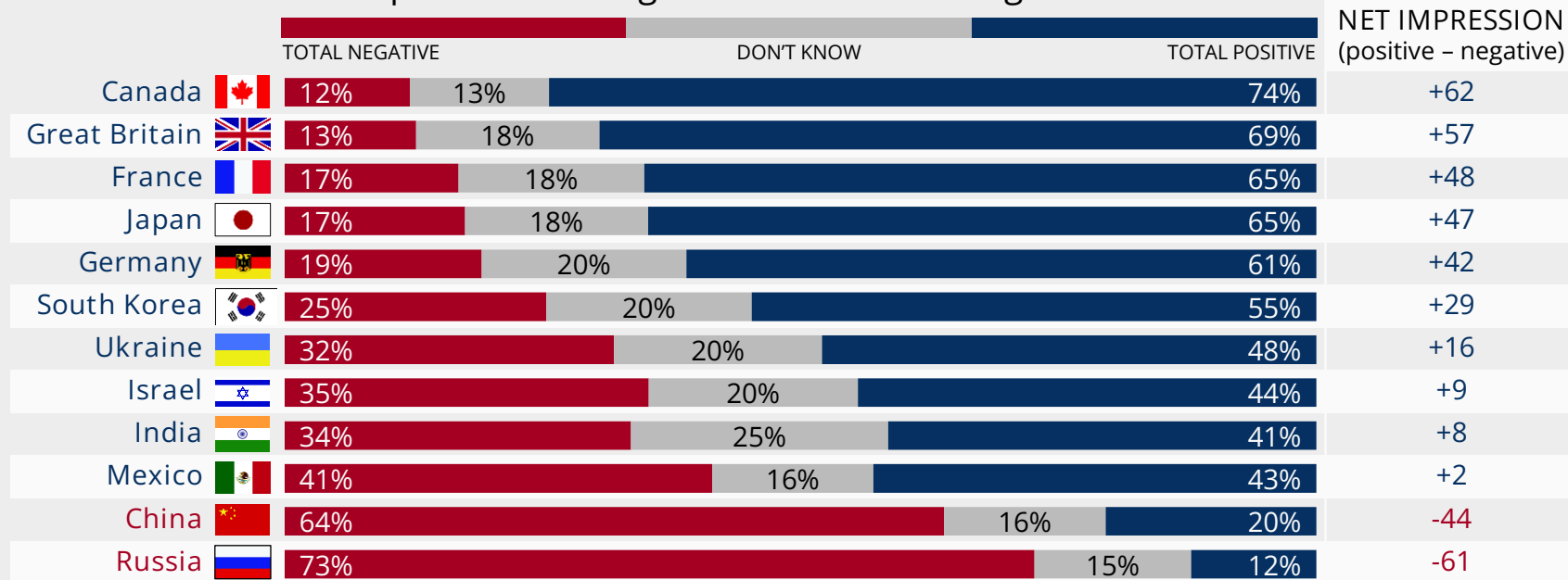
IP1. What is your overall impression of the following countries?
Base: Total Sample, Canadians (N=2,610)

Impression ratings of countries amongst Americans



12

Impression Ratings of Countries amongst Americans















IP1. What is your overall impression of the following countries?
Base: Total Sample. Americans (N=1,500)

Net impression ratings of countries amongst Americans by current party registration



13

Net Impression Ratings of Countries amongst Americans x Party Supporters

		ALL AMERICANS	Democrats	Republicans
Canada		+62	+79	+55
Great Britain		+57	+62	+60
France		+48	+61	+40
Japan		+47	+51	+46
Germany		+42	+44	+45
South Korea		+29	+35	+27
Ukraine		+16	+30	+1
Israel		+9	-6	+38
India		+8	+28	-8
Mexico		+1	+34	-27
China		-44	+27	-63
Russia		-61	-61	-64



























IP1. What is your overall impression of the following countries?
Base: Total Sample. Americans (N=1,500)

Comparing Canadian and American net impression ratings of countries



14

Net Impression Ratings of Countries comparing Canadians and Americans

	ALL CANADIANS		ALL AMERICANS
Great Britain 	+62	Canada 	+62
Japan 	+56	Great Britain 	+57
Germany 	+50	France 	+48
France 	+48	Japan 	+47
Ukraine 	+37	Germany 	+42
South Korea 	+29	South Korea 	+29
United States 	+13	Ukraine 	+16
Mexico 	+6	Israel 	+9
Israel 	-28	India 	+8
India 	-28	Mexico 	+2
China 	-51	China 	-44
Russia 	-66	Russia 	-61



IP1. What is your overall impression of the following countries?
Net impression = (positive minus negative).
Base: Total. Canadians (N=2,610), Americans (N=1,500)



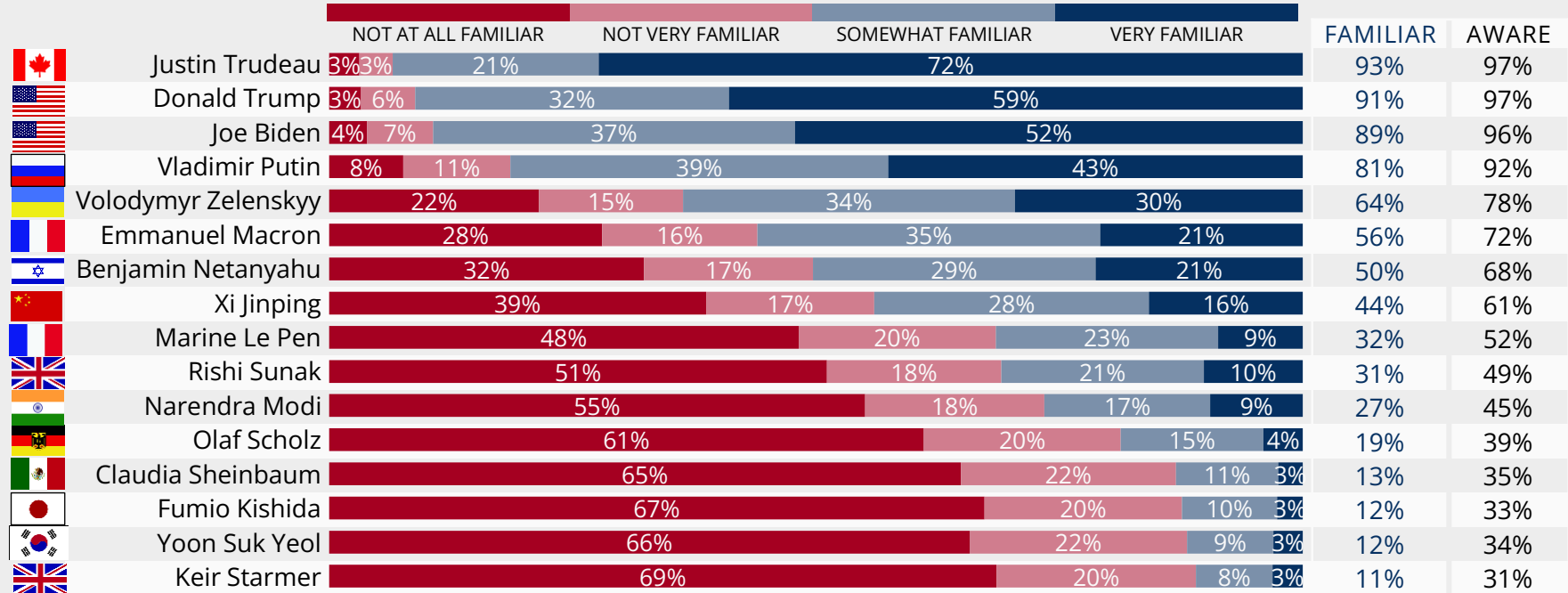
Canadian & American Familiarity with World Leaders

Awareness and familiarity of world leaders amongst Canadians



16

Awareness and Familiarity of Leaders amongst Canadians



IP4 - How familiar are you with each of the following leaders?
 Familiar = Very/Somewhat Familiar | Aware = Very/Somewhat/Not Very Familiar
 Base: Total Sample, Canadians (N=2,610)

Familiarity of world leaders amongst Canadians by current federal vote intent



17

Familiarity of Leaders amongst Canadians x Party Supporters

		ALL CANADIANS	Liberal	Conservative	NDP
	Justin Trudeau	93%	97%	95%	95%
	Donald Trump	91%	94%	93%	95%
	Joe Biden	89%	93%	93%	93%
	Vladimir Putin	81%	84%	85%	86%
	Volodymyr Zelenskyy	64%	70%	69%	65%
	Emmanuel Macron	56%	65%	55%	47%
	Benjamin Netanyahu	50%	57%	56%	49%
	Xi Jinping	44%	50%	49%	39%
	Marine Le Pen	32%	38%	27%	26%
	Rishi Sunak	31%	42%	35%	27%
	Narendra Modi	27%	36%	28%	23%
	Olaf Scholz	19%	26%	19%	13%
	Claudia Sheinbaum	13%	18%	13%	10%
	Fumio Kishida	12%	17%	13%	11%
	Yoon Suk Yeol	12%	18%	12%	11%
	Keir Starmer	11%	17%	10%	7%



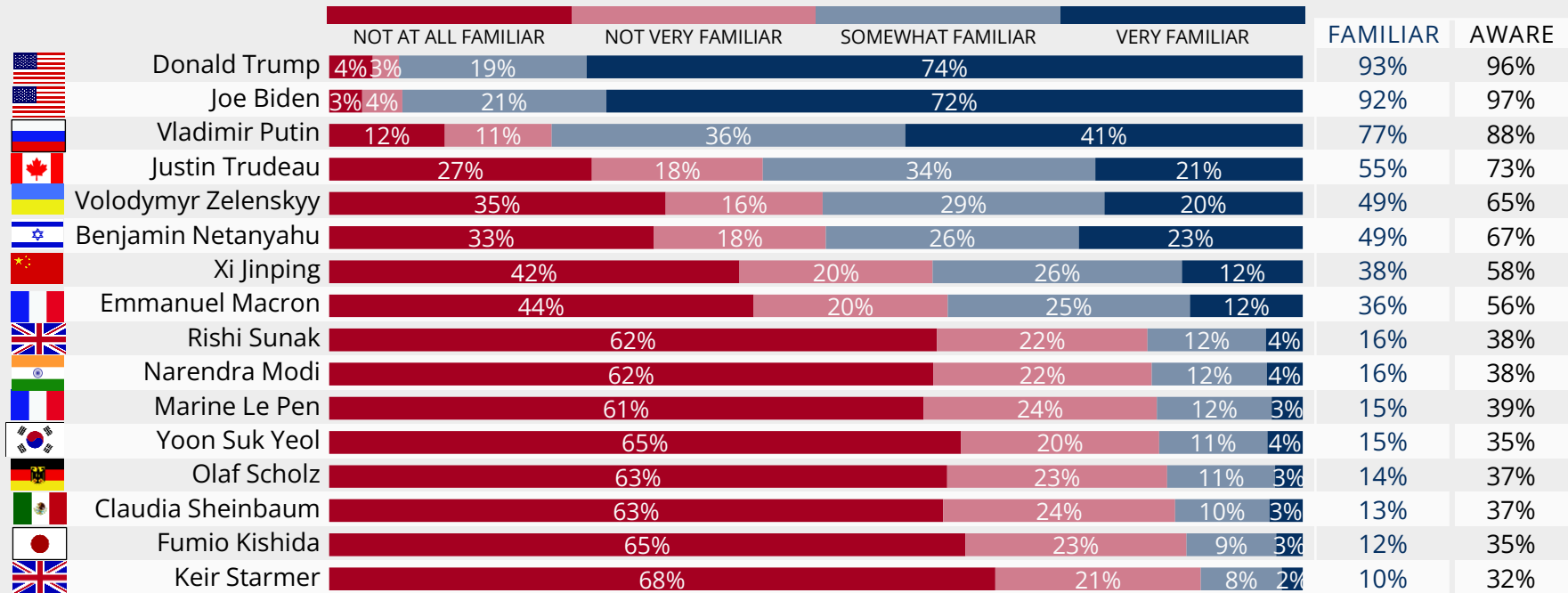
IP4 - How familiar are you with each of the following leaders?
Base: Total Sample, Canadians (N=2,610)

Awareness and familiarity of world leaders amongst Americans



18

Awareness and Familiarity of Leaders amongst Americans



















IP4 - How familiar are you with each of the following leaders?
Base: Total Sample. Americans (N=1,500)

Familiarity of world leaders amongst Americans by current party registration



19

Familiarity of Leaders amongst Americans x Party Supporters

		ALL AMERICANS	Democrats	Republicans
	Donald Trump	93%	94%	97%
	Joe Biden	92%	96%	94%
	Vladimir Putin	77%	81%	82%
	Justin Trudeau	55%	61%	59%
	Benjamin Netanyahu	49%	51%	55%
	Volodymyr Zelenskyy	49%	52%	54%
	Xi Jinping	38%	41%	40%
	Emmanuel Macron	36%	43%	37%
	Narendra Modi	16%	22%	12%
	Rishi Sunak	16%	21%	14%
	Marine Le Pen	15%	18%	14%
	Yoon Suk Yeol	15%	20%	12%
	Olaf Scholz	14%	16%	13%
	Claudia Sheinbaum	13%	18%	11%
	Fumio Kishida	12%	16%	11%
	Keir Starmer	10%	15%	8%



















IP4 - How familiar are you with each of the following leaders?
Base: Total Sample. Americans (N=1,500)

Comparing Canadian and American familiarity with world leaders



20

Familiarity of Leaders amongst Canadians and Americans

		ALL CANADIANS	ALL AMERICANS
	Justin Trudeau	93%	55%
	Donald Trump	91%	93%
	Joe Biden	89%	92%
	Vladimir Putin	81%	77%
	Volodymyr Zelenskyy	64%	49%
	Emmanuel Macron	56%	36%
	Benjamin Netanyahu	50%	49%
	Xi Jinping	44%	38%
	Marine Le Pen	32%	15%
	Rishi Sunak	31%	16%
	Narendra Modi	27%	16%
	Olaf Scholz	19%	14%
	Claudia Sheinbaum	13%	13%
	Fumio Kishida	12%	12%
	Yoon Suk Yeol	12%	15%
	Keir Starmer	11%	10%



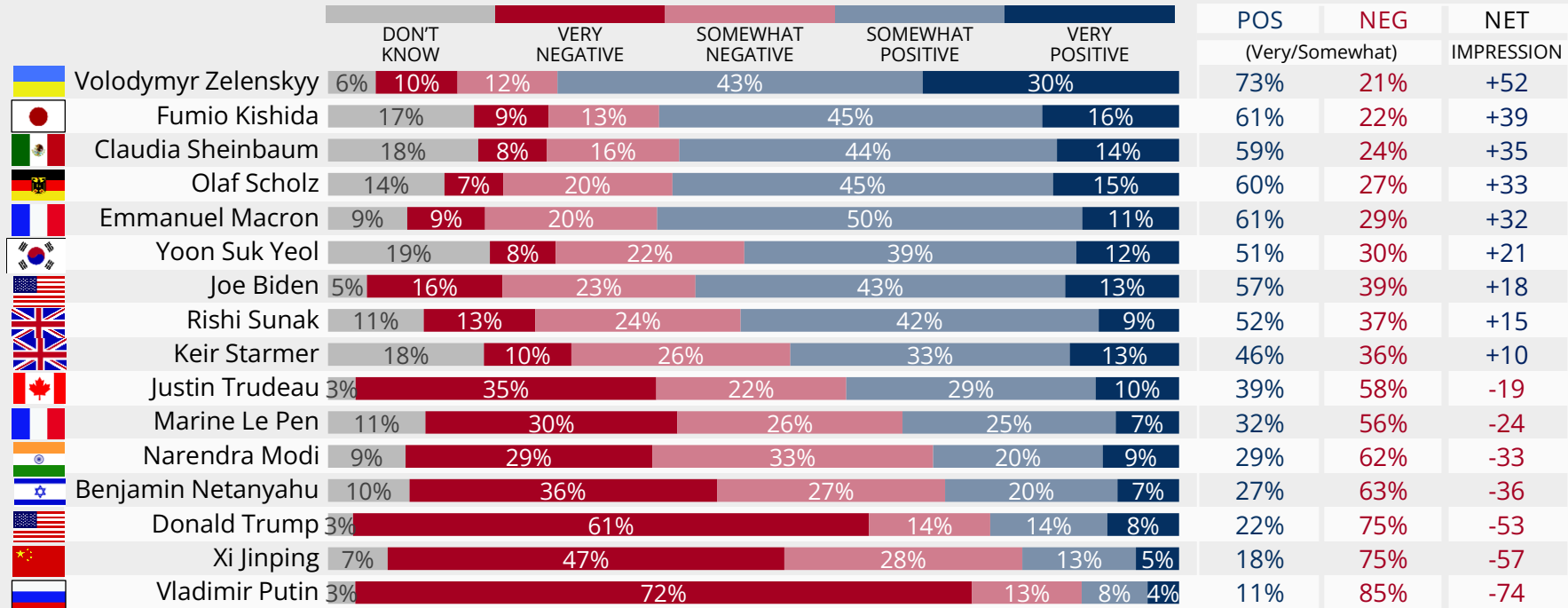
IP4 - How familiar are you with each of the following leaders?
Table sorted by All Canadians.
Base: Total Sample. Canadians (N=2,610), Americans (N=1,500)



Canadian & American Impressions of World Leaders

Impression ratings of world leaders amongst Canadians who are familiar with each leader

Impression Ratings of Leaders amongst Canadians



IP5. And how do you feel about each of these leaders?
Base: Total Sample, Canadians (N=2,538)

Impression ratings of world leaders amongst Canadians by current federal vote intent



23

Net Impression ratings of Leaders amongst Canadians x Party Supporters

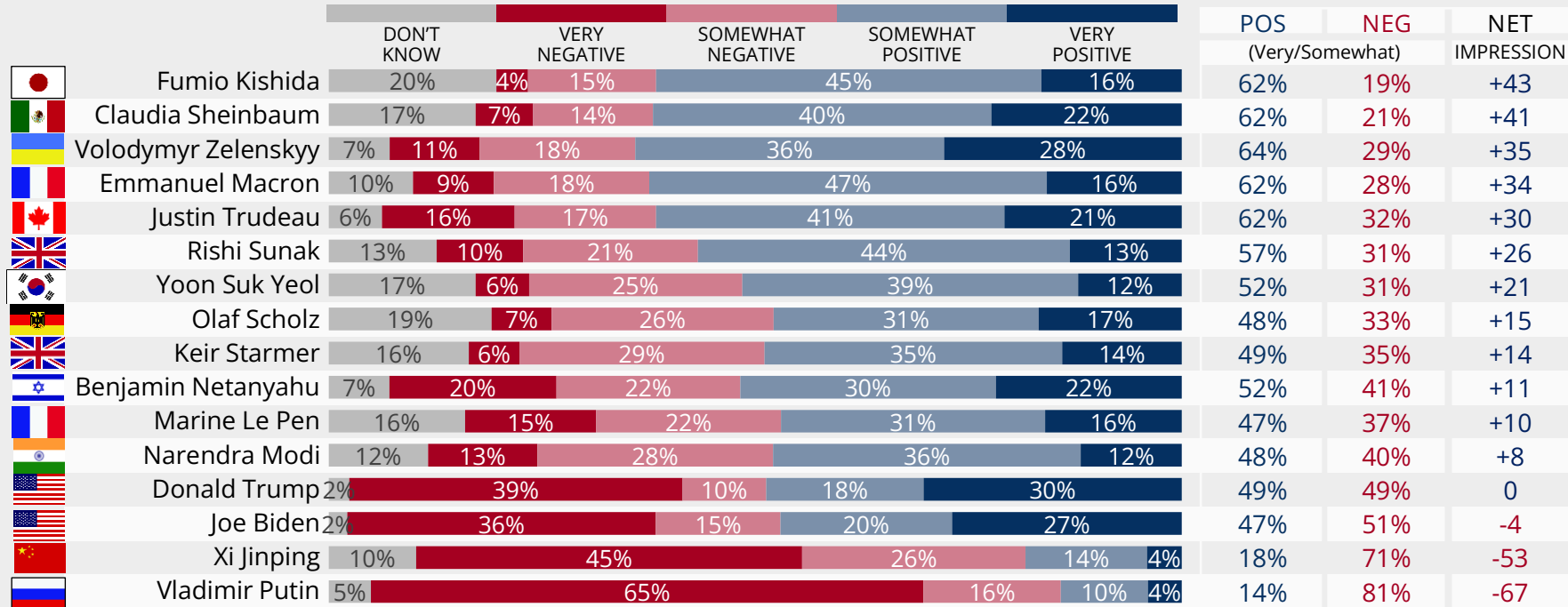
		ALL CANADIANS	Liberal	Conservative	NDP
	Volodymyr Zelenskyy	+52	+71	+30	+66
	Fumio Kishida	+39	+44	+25	+44
	Claudia Sheinbaum	+35	+41	+30	+49
	Olaf Scholz	+33	+48	+12	+40
	Emmanuel Macron	+32	+63	+16	+32
	Yoon Suk Yeol	+21	+25	+23	+10
	Joe Biden	+18	+56	-14	+33
	Rishi Sunak	+14	+24	+20	-18
	Keir Starmer	+10	+30	-14	+18
	Justin Trudeau	-19	+71	-83	-3
	Marine Le Pen	-24	-36	+10	-46
	Narendra Modi	-33	-33	-21	-68
	Benjamin Netanyahu	-35	-47	-3	-61
	Donald Trump	-53	-62	-18	-87
	Xi Jinping	-56	-45	-59	-64
	Vladimir Putin	-74	-72	-65	-90



IP5 - And how do you feel about each of these leaders?
 Net impression = (positive minus negative).
 Base: Total Sample. Canadians (N=2,538)

Impression ratings of world leaders amongst Americans amongst those familiar with each leader

Impression Ratings of Leaders amongst Americans



















IP5. And how do you feel about each of these leaders?
Base: Sample. Americans (N=1,392)

Impression ratings of world leaders amongst Americans by current party registration



25

Net Impression Ratings of Leaders amongst Americans x Party Supporters

		ALL AMERICANS	Democrats	Republicans
	Fumio Kishida	+43	+52	+39
	Claudia Sheinbaum	+41	+67	+9
	Emmanuel Macron	+35	+64	+6
	Volodymyr Zelenskyy	+35	+65	+12
	Justin Trudeau	+30	+73	-6
	Rishi Sunak	+26	+38	+11
	Yoon Suk Yeol	+20	+28	+8
	Olaf Scholz	+15	+33	-6
	Keir Starmer	+14	+16	+16
	Benjamin Netanyahu	+11	-29	+57
	Marine Le Pen	+10	+1	+29
	Narendra Modi	+7	+5	+19
	Donald Trump	0	-67	+73
	Joe Biden	-4	+71	-71
	Xi Jinping	-53	-31	-69
	Vladimir Putin	-67	-64	-66



















IP5. And how do you feel about each of these leaders?
 Net impression = (positive minus negative).
 Base: Total Sample, Americans (N=1,392)

Comparing Canadian and American impressions of world leaders



26

Net Impression Ratings of Leaders amongst Canadians and Americans

	ALL CANADIANS	ALL AMERICANS
 Volodymyr Zelenskyy	+52	+35
 Fumio Kishida	+39	+43
 Claudia Sheinbaum	+35	+41
 Olaf Scholz	+33	+15
 Emmanuel Macron	+32	+34
 Yoon Suk Yeol	+21	+21
 Joe Biden	+18	-4
 Rishi Sunak	+15	+26
 Keir Starmer	+10	+14
 Justin Trudeau	-19	+30
 Marine Le Pen	-24	+10
 Narendra Modi	-33	+8
 Benjamin Netanyahu	-36	+11
 Donald Trump	-53	0
 Xi Jinping	-57	-53
 Vladimir Putin	-74	-67



IP5. And how do you feel about each of these leaders?

Net impression = (positive minus negative). Table sorted in descending order by Canada.

Base: Among those with at least some familiarity: Canadians (N=2,538), Americans (N=1,392)

From Eh to Zee:

Comparing Canadian and American
opinions of countries and leaders
around the world

July 2024

pollara
strategic insights