



---

# Alberta Spotlight

---

How Albertans feel about their political leaders and their place in Canada

April 2026

**pollara**  
strategic insights

# Methodology

<b>Field Period</b>	The survey was fielded from March 16 to 25, 2026.
<b>Sample</b>	Polling data in this report comes from an online survey n=3,200 adult Albertans. Respondents were recruited from a mix of the Leger and Dynata online research panels.
<b>Reliability</b>	Online surveys cannot be assigned a margin of error. As a guideline, a probability sample of this size carries a margin of error of $\pm 1.7\%$ , 19 times out of 20.
<b>Weighting</b>	Data has been weighted using the most current region, gender, education, and age Census data, to ensure the sample reflects the population adult Albertans.

## Key Findings

- Familiarity and impressions of **Mark Carney** and **Pierre Poilievre** are nearly identical to each other in Alberta.
- While **Danielle Smith** is better known than **Naheed Nenshi**, he enjoys a higher net impression rating (Smith: -14, Nenshi: +6).
- **27% of decided voters in Alberta would vote to separate**, a record-high over the 5 years Pollara has been tracking this.
  - While provincial NDP and federal Liberal/NDP voters are overwhelmingly against separatism (96%+ would vote to remain), provincial UCP and federal Conservatives voters are split.
- Though support for Alberta separatism remains relatively low, support rises to 42% when you add in Albertans who say they might vote to separate as a way to “send a message” to Ottawa.
- Despite growing support for separatism, 84% of Albertans are “proud to be Canadian”, an increase from 2022.
  - Notably, 58% of those who would vote to separate are still “proud to be Canadian”.



27%

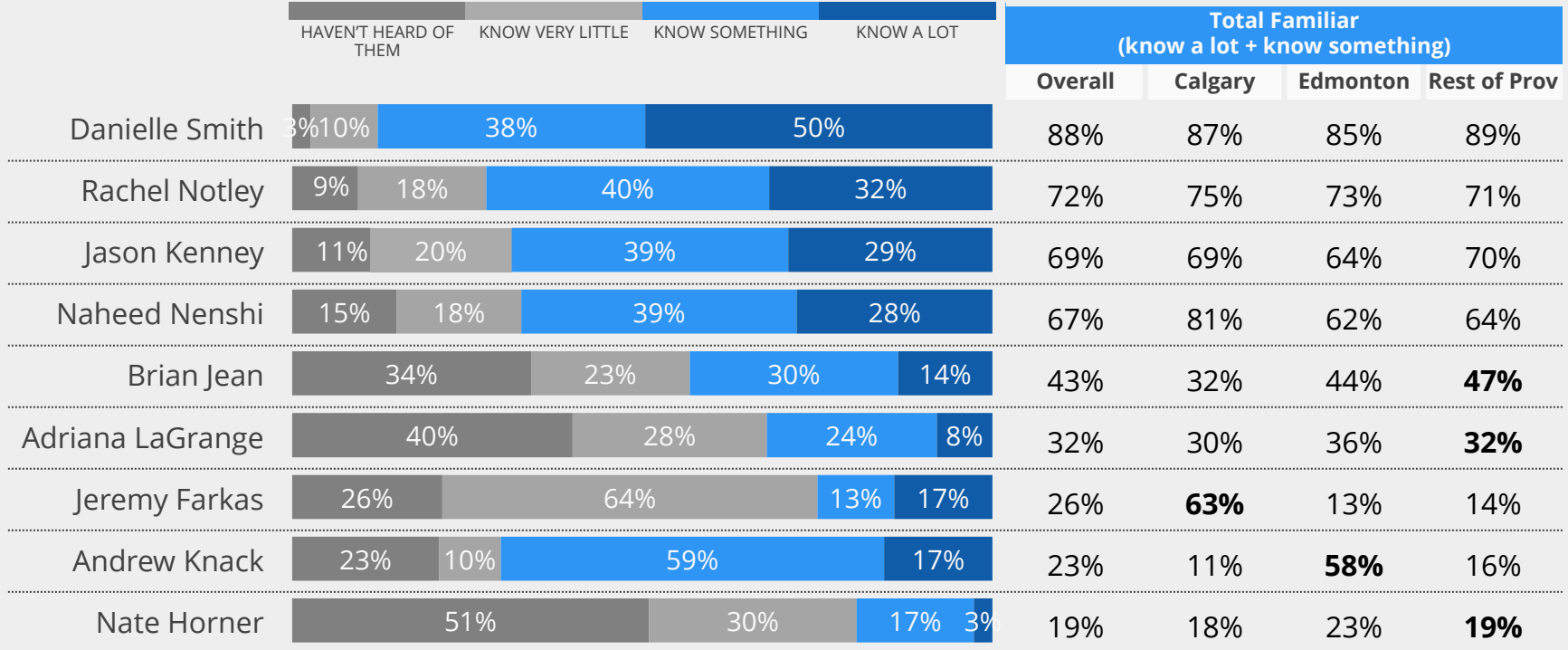
of decided voters in Alberta  
would vote to separate

**pollara**  
strategic insights

# Political Figures

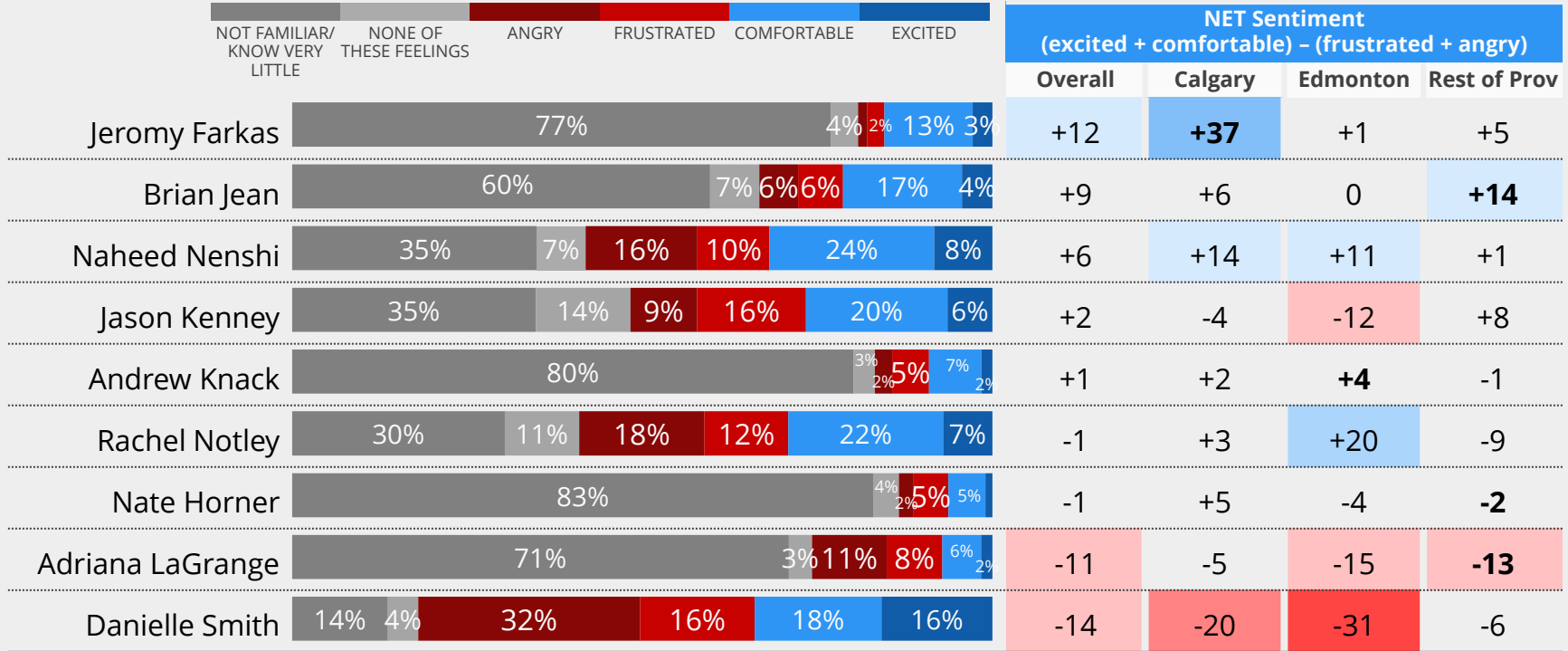
**pollara**  
strategic insights

# Familiarity with Provincial & Municipal Political Figures



How familiar are you with each of the following people?  
 Base: All Respondents, Some Split Sampled (n=1,599 to 3,200).  
 Home ridings/city bolded for mayors + non-party leader MLAs

# Sentiment Towards Provincial & Municipal Political Figures

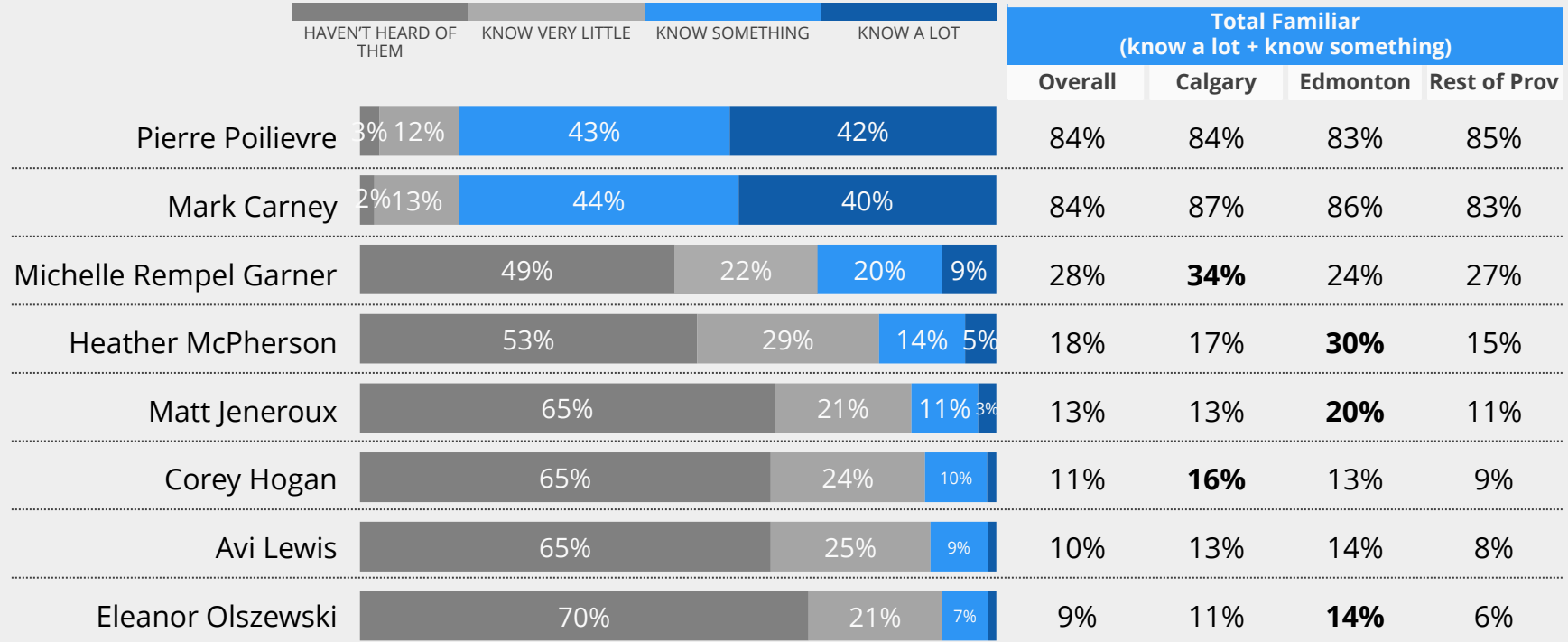


Percentages less than 2% not shown



How familiar are you with each of the following people?  
 Base: All Respondents, Some Split Sampled (n=1,599 to 3,200).  
 Home ridings/city bolded for mayors + non-party leader MLAs

# Familiarity with Federal Political Figures

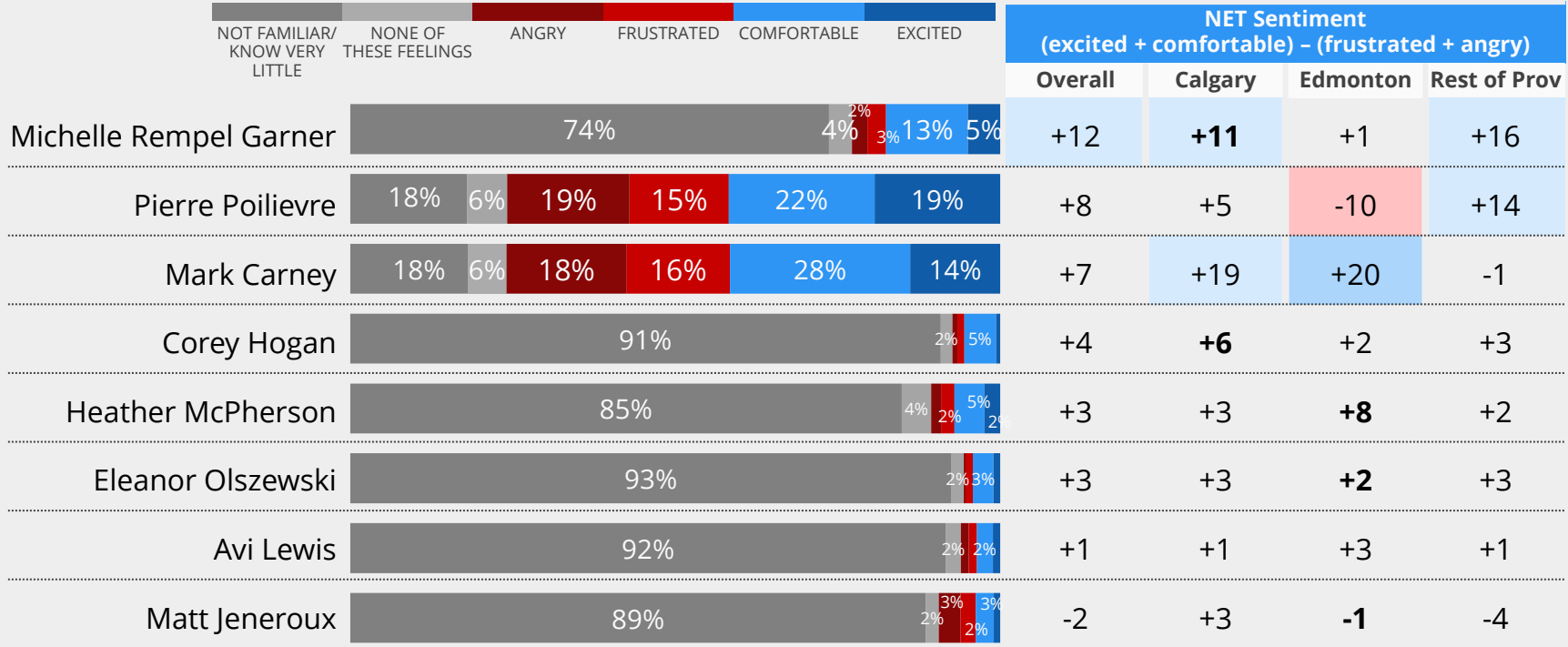


Percentages less than 2% not shown



How familiar are you with each of the following people?  
 Base: All Respondents, Some Split Sampled (n=1,599 to 3,200).  
 Home ridings bolded for non-party leader MPs

# Sentiment Towards Federal Political Figures



Percentages less than 2% not shown



How familiar are you with each of the following people?  
 Base: All Respondents, Some Split Sampled (n=1,599 to 3,200).  
 Home ridings bolded for non-party leader MPs



# Alberta Separatism

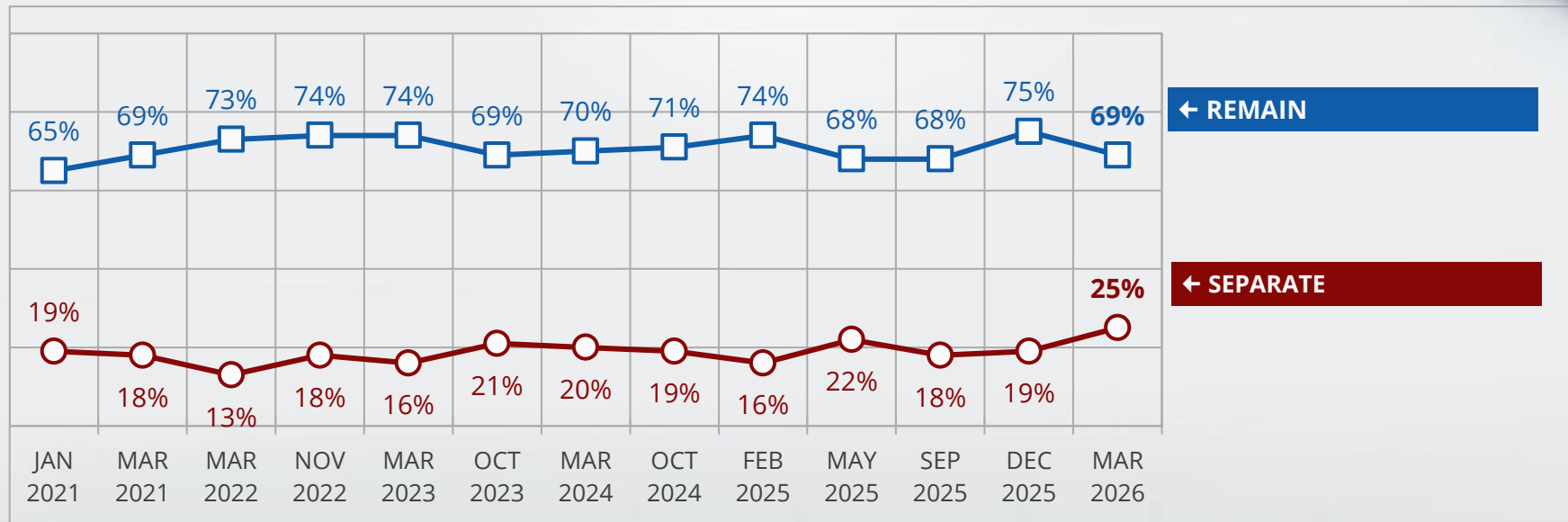
**pollara**  
strategic insights

# Support for Separatism in Alberta: Hits 5-year high amidst referendum talk

## Voting Intention in a Hypothetical Alberta Separation Referendum

23% 21% 15% 20% 18% 23% 22% 21% 17% 24% 21% 20% **27%**

← SEPARATE - DECIDED VOTE



If a provincial referendum were held tomorrow on whether or not your province should separate from Canada to form its own country, how would you most likely vote?

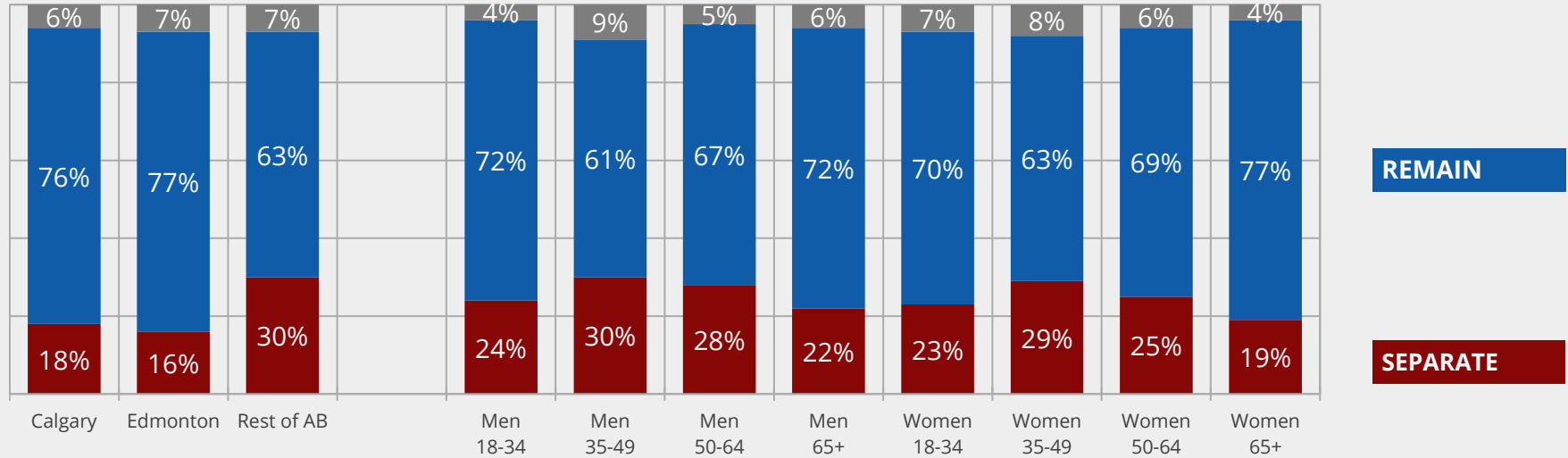
Is there a choice that you are leaning towards?

Base: All Respondents (n=3,200).

# Support for Separatism in Alberta – Demographic Summary

- Support for separatism (decided vote) sits at 29% among those born in Alberta, 25% among those born in other provinces, and 21% among those born outside Canada.

19%	18%	32%		25%	33%	30%	24%	25%	32%	27%	19%	← SEPARATE – DECIDED VOTE
-----	-----	-----	--	-----	-----	-----	-----	-----	-----	-----	-----	---------------------------





**Q** If a provincial referendum were held tomorrow on whether or not your province should separate from Canada to form its own country, how would you most likely vote?  
 Is there a choice that you are leaning towards?  
 Base: All Respondents (n=3,200).

# Support for Separatism in Alberta – Partisan Divide

- 96% of federal Liberal and NDP voters would vote for Alberta to stay in Canada, while federal Conservative voters are split 50% - 50% on the question.

## Alberta Separation Referendum Vote Intention

**OVERALL: REMAIN 69% | SEPARATE 5% | UNDECIDED 4% | WOULD NOT VOTE 2%**

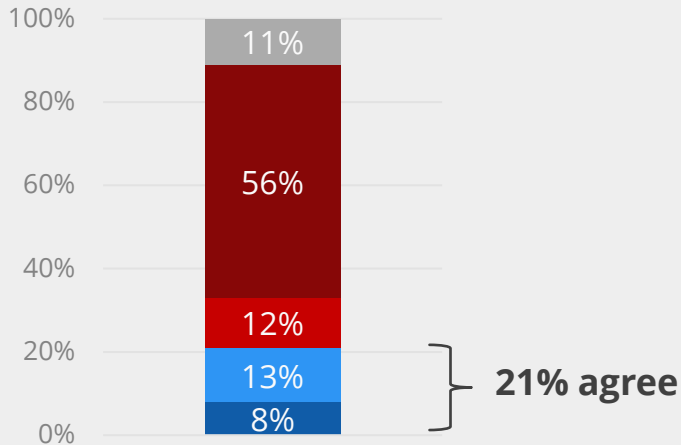
<i>Decided Vote</i>		 NDP Voters	 UCP Voters
	OVERALL	NDP Voters	UCP Voters
<b>REMAIN</b> in Canada	73%	97%	45%
<b>SEPARATE</b> from Canada and form its own country	27%	3%	55%



If a provincial referendum were held tomorrow on whether or not your province should separate from Canada to form its own country, how would you most likely vote?  
Is there a choice that you are leaning towards?  
Base: All Respondents (n=3,200).

# The Protest Vote:

## Has the potential to vault support for separation over 40%



**42%** Of Albertans would vote to separate if everyone considering a protest vote followed through

- 15% Considering a protest vote
- 27% Initial support for separatism (decided vote)

**Even if I don't want Alberta to separate, I'd consider voting for separatism in a referendum as a way to send a message to Ottawa**

*(Asked among those not voting to separate)*

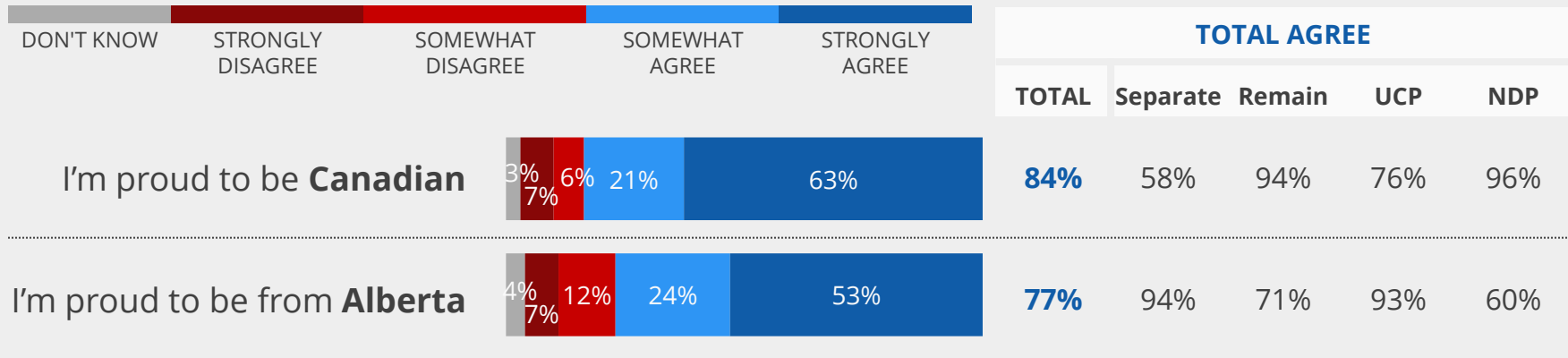


- Men, especially younger men, are the most likely to be open to a “send a message” vote for separatism (33% of men under 50 who would not otherwise vote to separate would consider this).

Q Do you agree or disagree with each of the following statements? - Even if I don't want Alberta to separate, I'd consider voting for separatism in a referendum as a way to send a message to Ottawa  
Base: Voting to “stay” or undecided (n=2,576)

# Canadian and Albertan Identity: Even Alberta separatists are proud to be Canadian

- The majority (58%) of those who would vote for Alberta to separate still consider themselves “proud to be Canadian”. This includes 30% who strongly agree with that sentiment. If those who strongly agree they are proud to be Canadian switched their vote to remain in Canada, support for separatism would fall to 19%.



**Q** Do you agree or disagree with each of the following statements?  
Base: All respondents (n=3,200)



Vote Intent

## Decided Vote

- UCP support is down 4 points from the last election, with NDP support down 2 points.

### Overall Provincial Election Voting Intentions



UNITED  
CONSERVATIVE  
PARTY



Danielle Smith

49%



Alberta  
NDP



Naheed Nenshi

42%

9%

Someone else

17% of Albertans are **Undecided**

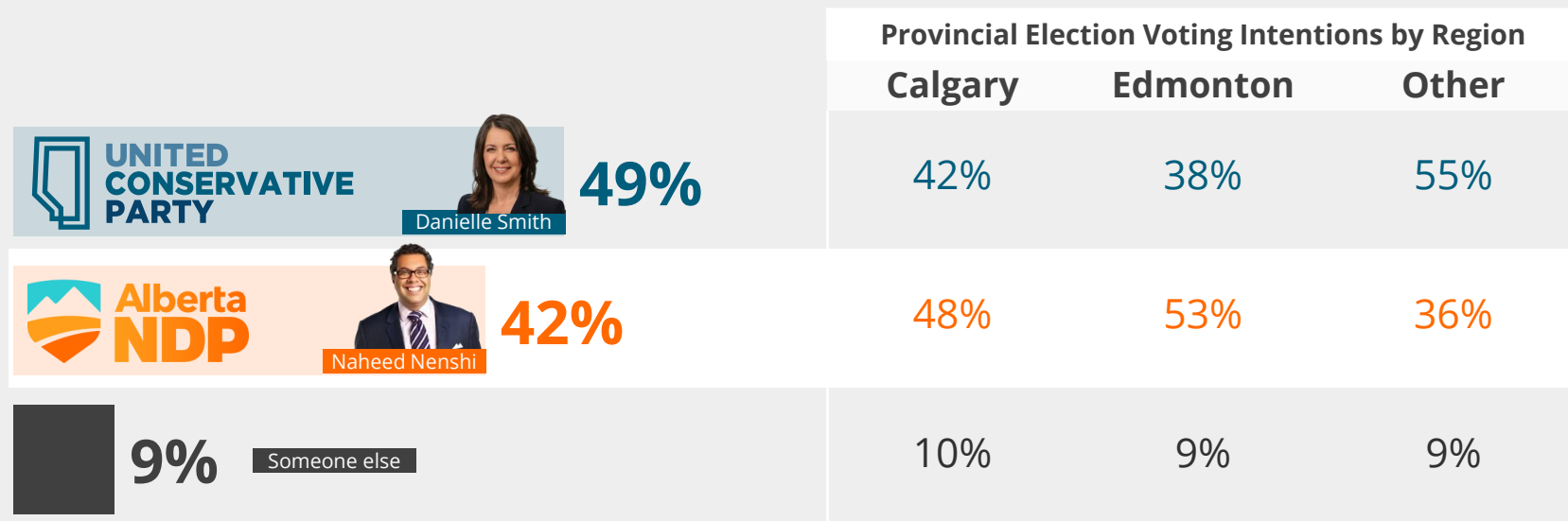



## Decided Vote – by Region:

NDP lead in Calgary and Edmonton, with UCP leading in rest of province

17

- While included in the “other” category below, the UCP leads by 31 points in communities near Calgary and by 1 point in communities near Edmonton.



 [DECIDED VOTE] If a provincial election were held across Alberta today, which party would you most likely vote for?  
Is there a party that you are leaning towards?  
Base: Decided Voters (n=2,691)



# Alberta Spotlight

For media inquiries, contact:  
[information@pollara.com](mailto:information@pollara.com)

**pollara**  
strategic insights